

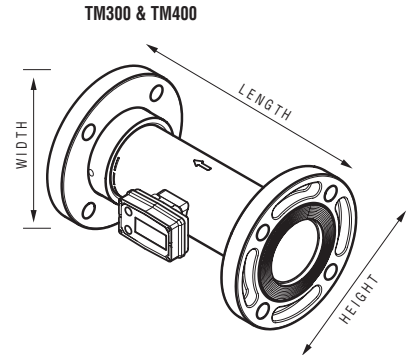
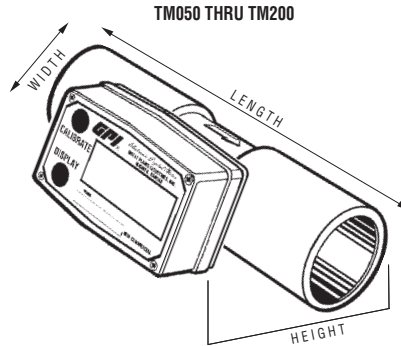
# METER DIMENSIONS

REFERENCE

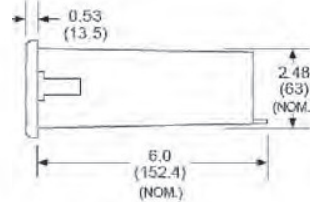

## TM Meters

Model	Length* inches (mm)	Height** inches (mm)	Width inches (mm)
TM050	3.8 (96)	2.6 (66)	2.0 (51)
TM050-N	5.8 (147)	2.6 (66)	2.0 (51)
TM075	3.8 (96)	2.7 (68)	2.0 (51)
TM075-N	5.8 (147)	2.7 (68)	2.0 (51)
TM100	4.1 (104)	3.1 (79)	2.0 (51)
TM100-N	6.1 (155)	3.1 (79)	2.0 (51)
TM150	5.4 (137)	3.7 (94)	2.1 (53)
TM150-N	7.4 (188)	3.7 (94)	2.1 (53)
TM200	5.5 (140)	4.2 (107)	2.4 (61)
TM200-N	7.5 (190)	4.2 (107)	2.4 (61)
TM300 (Spigot)	11.5 (292)	5.34 (136)	3.5 (89)
TM400 (Spigot)	13.5 (343)	6.34 (161)	4.5 (114)
TM300 (NPT)	14.7 (373)	5.78 (147)	4.37 (111)
TM400 (NPT)	17.0 (432)	6.76 (172)	5.34 (136)
TM300 (Flange)	12.0 (305)	7.5 (190)	7.5 (190)
TM400 (Flange)	14.0 (356)	9.0 (229)	9.0 (229)

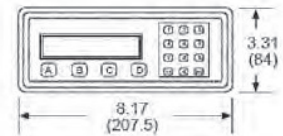
\* Length guidelines are estimates; actual length can vary up to  $\pm 1/2"$ .  
 \*\* Computer display adds 1.1" (28 mm) to height.



Model	Depth inches (mm)	Height inches (mm)	Width inches (mm)
GBT	6.53 (165)	3.31 (84)	8.17 (207)



## GBT Controller



Model	Depth inches (mm)	Height inches (mm)	Width inches (mm)
GBM & GRT	4.8 (122)	2.8 (71)	4.4 (112)

## GBM & GRT Series Controllers

