

EBSRAY PUMPS



ROTARY SLIDING VANE PUMP V SERIES - MODEL V30


Sliding vane design ensures new pump performance over the working life of the pump by self compensation for any wear that may take place.

FEATURES

- ✓ High Overall Efficiency
- ✓ Low Maintenance - Long life
- ✓ Excellent Self Priming and Air Handling Characteristics
- ✓ Easy Pull Out Construction
- ✓ Direct Coupling to Synchronous Speed motors
- ✓ Rotation to Suit Fluid Flow CW or CCW
- ✓ Variable Mounting Orientation
- ✓ Lightweight - Robust - Compact
- ✓ Vanes Positively Actuated
- ✓ Integral Adjustable Bypass Valve
- ✓ Replaceable Internal Wearing Parts
- ✓ Reversible Wear Plates
- ✓ Replaceable Body Liner
- ✓ Bearings Isolated From Pumpage by Balanced Mechanical Seals
- ✓ Standard Pressure Retaining Components Available in Aluminium, Cast Iron, S.G. Iron, and Cast Steel

ASSURED PERFORMANCE

The design features of the pump enable reliable operation over a long working life, and trouble free service is assured by utilising the latest hydraulic design and component materials within the pump. EBSRAY spare parts are closely toleranced ensuring interchangeability and speedy repairs when necessary. All standard spare parts are readily available thus guaranteeing continuity of pump maintenance services.



TYPICAL SERVICES

Transport Tanker Services
 Petroleum and Fuel Oil Industries
 Edible Oil Industry
 Chemical and Pharmaceutical Industries
 Power Stations
 Paint Industry
 Public Utilities
 Marine

COMMON LIQUID APPLICATIONS

Fuel Oils	Transformer Oils
Lube Oils	Solvents
Distillate	Chemicals
Petrol	Vegetable Oils
Kerosene	L.P. Gas

V30

Designed and precision built for efficient transfer of a variety of liquids having lubricating or non-lubricating characteristics.

HIGH PUMP EFFICIENCY

Being of the "Sliding Vane Principle", all EBSRAY V SERIES pumps will operate efficiently over a wide range of pressures, viscosities and speeds.

A typical illustration is shown in the diagram opposite, and under ideal conditions it is possible to attain higher efficiency than indicated here.

PERFORMANCE

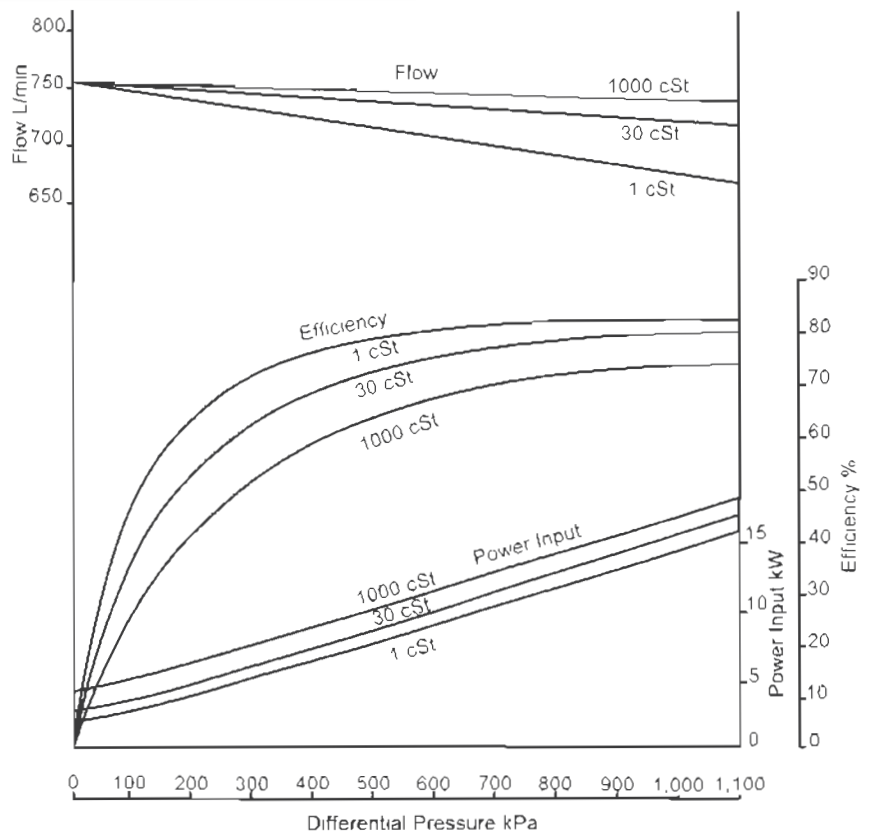
(Recommended maximums)

Flow Lit/min	1300
Speed RPM	960
Diff' Pressure kPa	1,100
Viscosity cSt	10,000
Temperature °C	100
Nom' port size mm	80

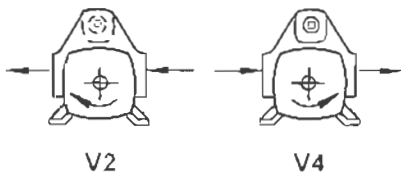
Bare Pump Weight:
Aluminium Construction 56 kg
Cast Iron Construction 80.5 kg

The diagram shows typical performance of V Series Model V30

Speed:	720 RPM
Kinematic Viscosity:	1 cSt
	30 cSt
	1,000 cSt



PORTING CONFIGURATIONS V30



NOTE: All specifications and illustrations are typical only and subject to revision without notice. Certified data available upon request.

Head Office and Works
628 Pittwater Road
Brookvale N.S.W 2100
Australia
Phone: (02) 9905 0234
Fax: (02) 9938 3825
www.ebsraypumps.com.au



EBS-RAY PUMPS Pty. Ltd.

A.C.N. 000 061 003



Wellington Head Office: 90 Sydney St, PO Box 38 720
Petone, Wellington, Tel: 64 4 568 4933, Fax: 64 4 568 4789
Email: sales@liquip.co.nz Website: www.liquip.co.nz

Branch Office Victoria
Phone: (03) 9706 7263
Fax: (03) 9706 7312
Branch Office Victoria
Phone: (07) 3260 7411
Fax: (07) 3260 7422